

Scaled data based on original data using
LM-79-08 Approved Method: Electrical and Photometric Measurements of Solid-
State Lighting Products

Test Report Prepared for
Cooper Lighting Solutions
(formerly Eaton)

Brand: INVUE

Report Number: P162343

Luminaire Tested: **EMM-F04-LED-E1-SL2-HSS-7050**

Issue Date: 03/03/2020

Test Information

Test Method: LM-79-08
Report Number: P162343
REPORT IS SCALED FROM IESNA LM-79-08 TEST DATA (P33726)
Test Lab: INNOVATION CENTER-P3
Issue Date: 03/03/2020
Manufacturer: COOPER LIGHTING SOLUTIONS (FORMERLY EATON)
Product Line: INVUE
Catalog Number: EMM-F04-LED-E1-SL2-HSS-7050
Description: EPIC MODERN MEDIUM DECORATIVE LED LUMINAIRE
(4) LIGHTBARS WITH AccuLED OPTICS - TYPE 2 W/ SPILL LIGHT CONTROL AND HOUSE SIDE SHIELD
Light Source: (28) 5000K CCT, 70 CRI LEDs
Ballast/Driver: -

Summary

Lumens per Lamp: N/A
Luminaire Lumens: 5906.8 lumens
Efficiency: N/A
Efficacy: 57.8 lumens/watt
Luminous Opening: Rectangular w/ Sides (W: 0.67' x L: 1' x H: 0.1')
IES Classification: Type II - Short - Non-Cutoff
BUG Rating: B0 - U0 - G2

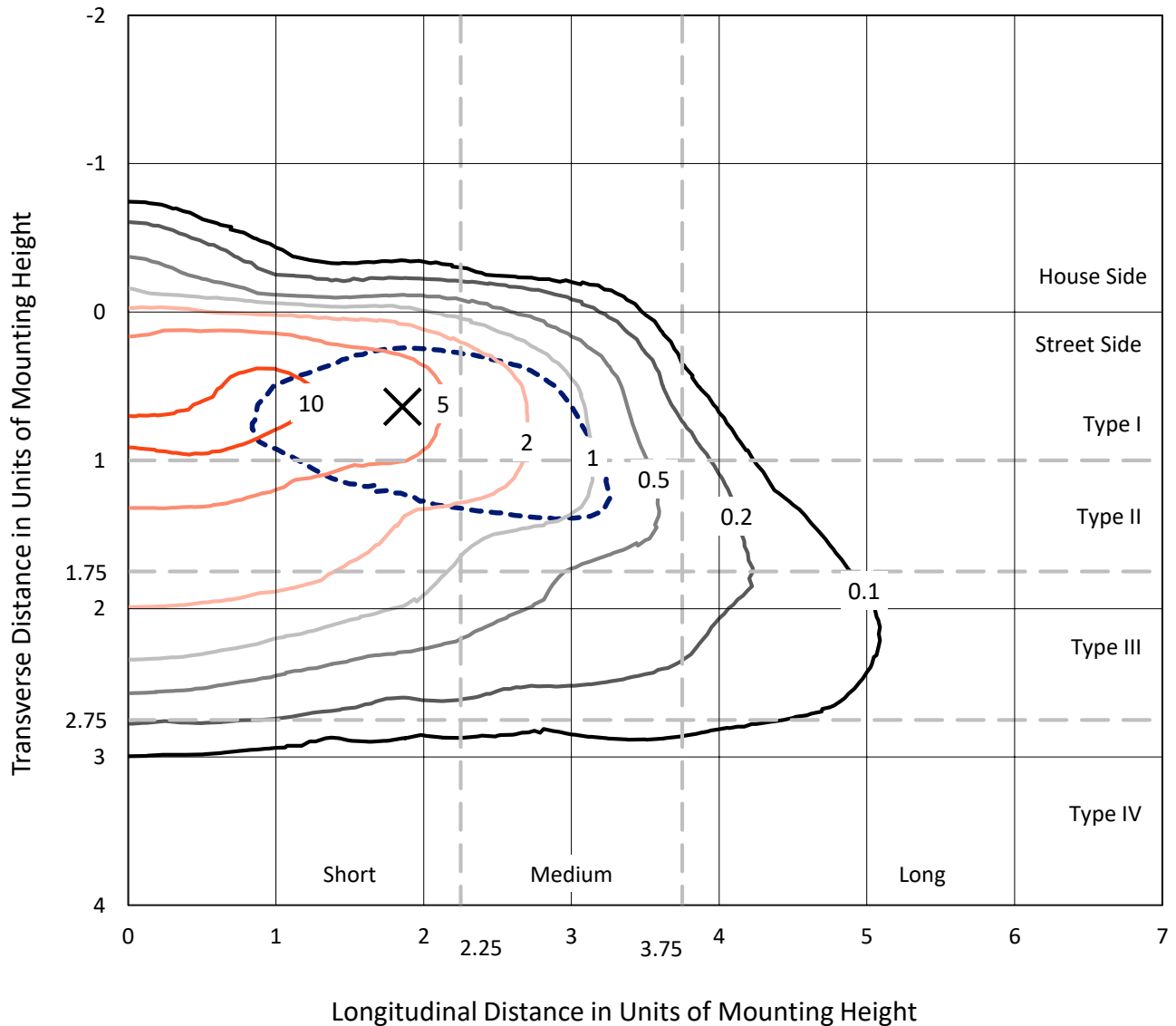
Input Watts (W): 102.2
Input Voltage (V): NR
Input Current (Ain): NR
Voltage Rise (V): NR
Power Factor: NR
Total Harmonic Distortion (THDi): NR
Frequency (hertz): 60
Stabilization Time: NR
Operation Time: NR
Ambient Temperature (°C): NR
Test Distance: 25 FT



REPORT NUMBER: P162343
 CATALOG NUMBER: EMM-F04-LED-E1-SL2-HSS-7050

Iso-Footcandle Lines of Horizontal Illumination

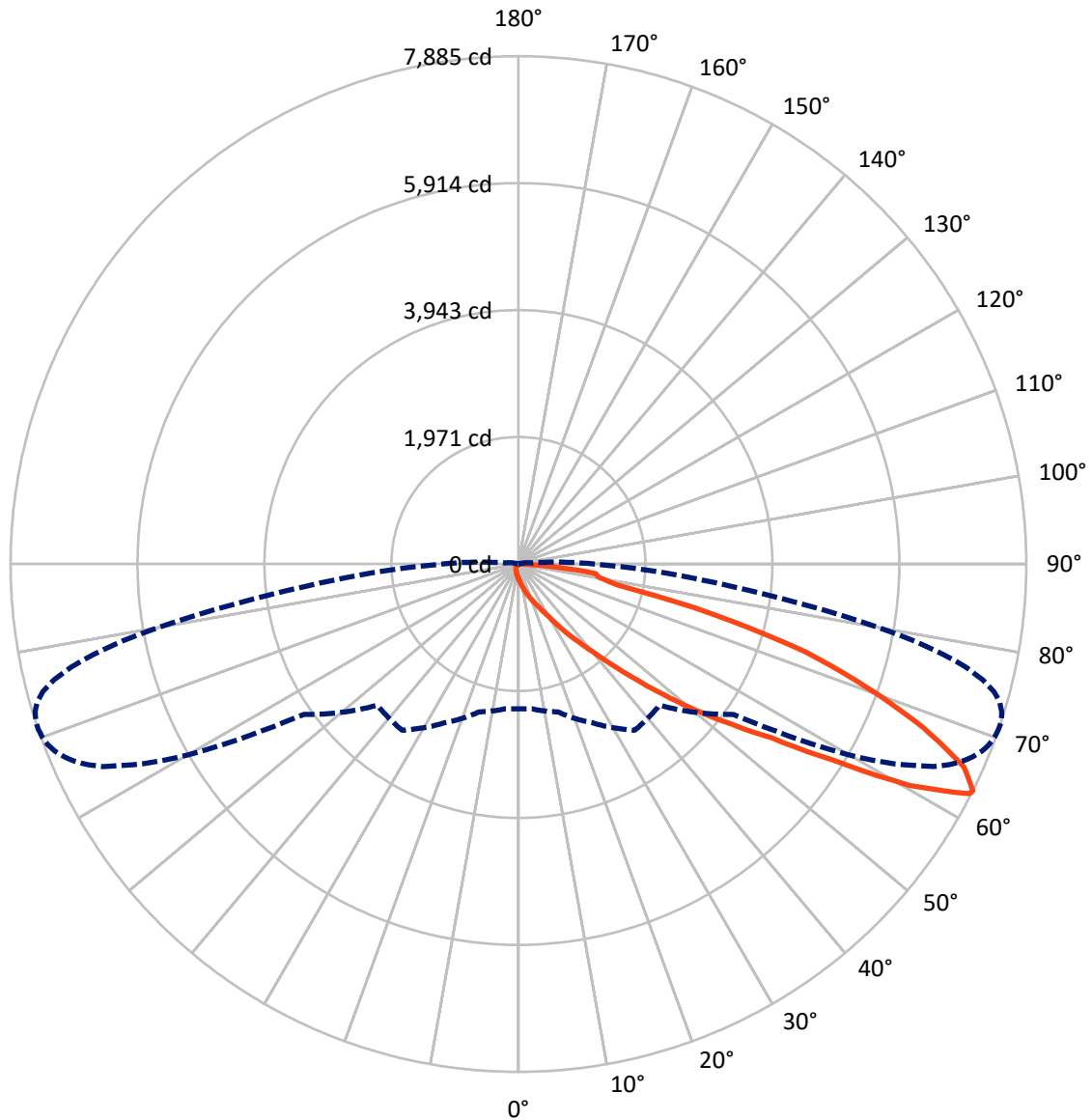
× Max cd
 - - - 1/2 Max cd



Based on 10 foot mounting height. Maximum calculated value = 12.4 fc
 Type II - Short - Non-Cutoff

REPORT NUMBER: P162343
CATALOG NUMBER: EMM-F04-LED-E1-SL2-HSS-7050

Luminous Intensity Polar Plot



— Vertical Plane Through 71-Deg Lateral - - - Horizontal Cone Through 63-Deg Vertical

REPORT NUMBER: P162343

CATALOG NUMBER: EMM-F04-LED-E1-SL2-HSS-7050

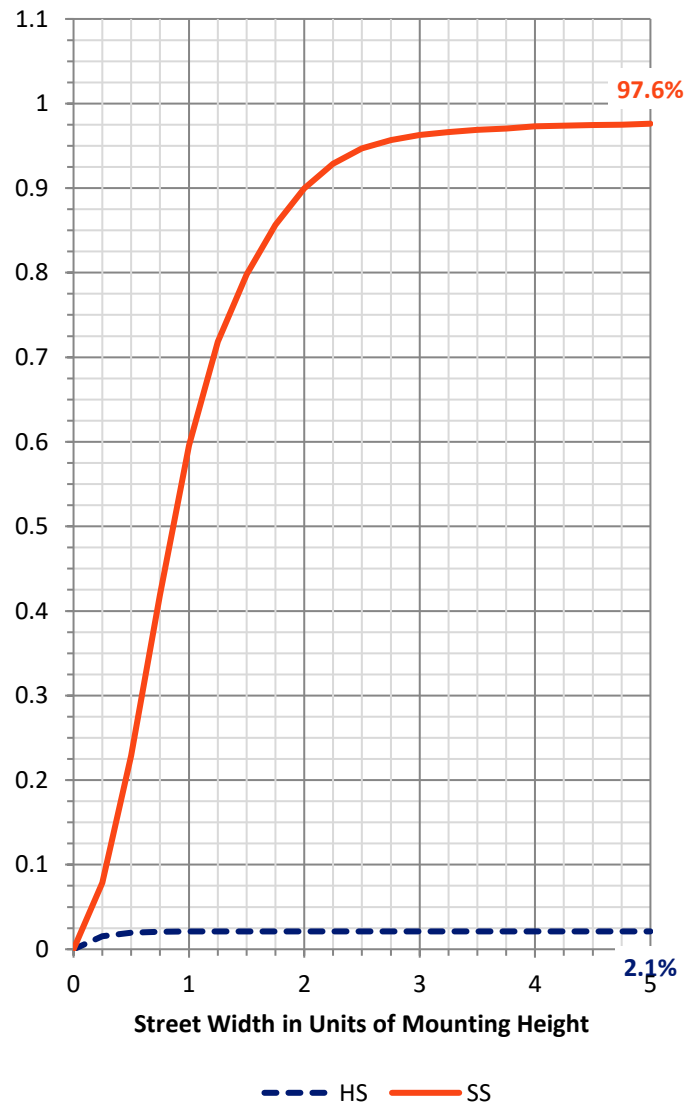
FLUX DISTRIBUTION:

		Downward	Upward	Total
House Side	Lumens	125.4	0.0	125.4
	% Fixture	2.1	0.0	2.1
Street Side	Lumens	5781.4	0.0	5781.4
	% Fixture	97.9	0.0	97.9
Total	Lumens	5906.8	0.0	5906.8
	% Fixture	100.0	0.0	100.0

Coefficient of Utilization

ZONAL LUMENS:

Zone	Lumens	% Fixture
0°-10°	25.0	0.4
10°-20°	97.1	1.6
20°-30°	197.3	3.3
30°-40°	482.0	8.2
40°-50°	1077.9	18.2
50°-60°	1515.6	25.7
60°-70°	1782.3	30.2
70°-80°	643.6	10.9
80°-90°	86.1	1.5
90°-100°	0.0	0.0
100°-110°	0.0	0.0
110°-120°	0.0	0.0
120°-130°	0.0	0.0
130°-140°	0.0	0.0
140°-150°	0.0	0.0
150°-160°	0.0	0.0
160°-170°	0.0	0.0
170°-180°	0.0	0.0
0°-90°	5906.8	100.0
0°-180°	5906.8	100.0



REPORT NUMBER: P162343

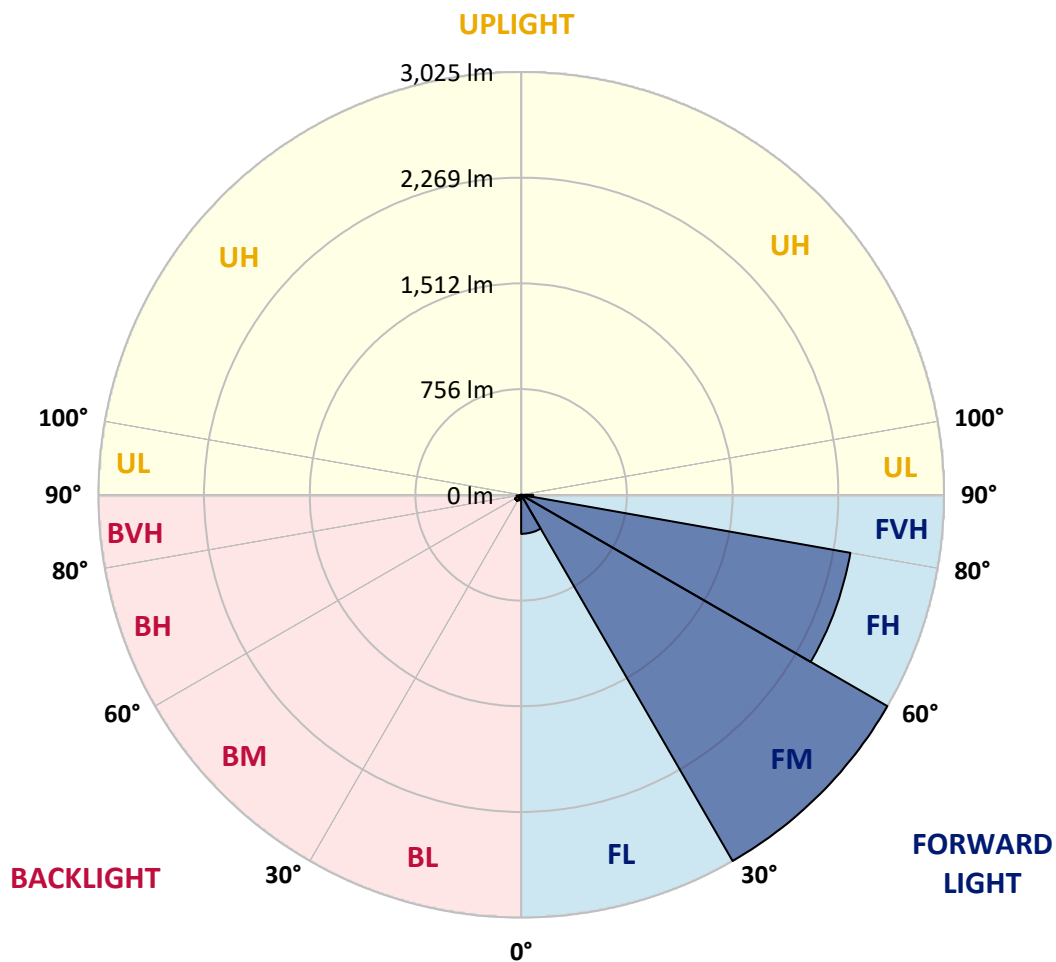
CATALOG NUMBER: EMM-F04-LED-E1-SL2-HSS-7050

LUMINAIRE CLASSIFICATION SYSTEM LUMEN TABLE AND BUG RATING:

Zone		Lumens	% Fixture	Zone Rating/Lumen Limit		
				B	U	G
FL	(0°-30°)	279.1	4.7			
FM	(30°-60°)	3025.0	51.2			
FH	(60°-80°)	2391.4	40.5			G2/5000
FVH	(80°-90°)	85.9	1.5			G1/100
BL	(0°-30°)	40.3	0.7	B0/110		
BM	(30°-60°)	50.5	0.9	B0/220		
BH	(60°-80°)	34.4	0.6	B0/110		G0/110
BVH	(80°-90°)	0.2	0.0			G0/10
UL	(90°-100°)	0.0	0.0		U0/0	
UH	(100°-180°)	0.0	0.0		U0/0	

BUG Rating: B0-U0-G2

Type II Short





REPORT NUMBER: P162343

CATALOG NUMBER: EMM-F04-LED-E1-SL2-HSS-7050

CANDELA DISTRIBUTION (FULL):

	0°	5°	15°	25°	35°	45°	55°	56°	57°	58°	59°
0°	226.6	226.6	226.6	226.6	226.6	226.6	226.6	226.6	226.6	226.6	226.6
2.5°	296.4	299.6	297.5	292.1	285.6	277.1	269.5	269.5	268.5	265.2	266.3
5°	388.8	389.8	385.5	372.6	360.9	342.6	322.1	320.0	317.8	314.7	313.5
7.5°	478.9	483.2	478.9	465.0	441.4	413.4	381.2	378.0	371.6	371.6	367.3
10°	571.3	571.3	567.0	550.8	529.4	489.6	448.8	443.5	436.0	433.8	427.4
12.5°	636.8	636.8	634.6	626.0	608.9	573.4	524.1	518.6	509.0	505.8	498.3
15°	662.5	662.5	663.7	671.1	672.2	656.1	604.6	600.3	590.6	582.0	578.8
17.5°	678.7	677.5	677.5	688.3	707.7	718.4	685.1	680.8	670.1	665.8	655.1
20°	714.1	712.0	705.4	705.4	723.7	761.4	761.4	760.2	748.5	745.2	739.9
22.5°	766.7	764.5	745.2	729.2	737.7	785.0	829.0	826.9	822.6	818.3	815.0
25°	852.6	845.0	811.8	764.5	757.1	807.5	880.5	885.9	889.1	889.1	891.2
27.5°	982.5	972.9	913.8	825.7	792.5	844.0	937.4	948.2	957.9	960.0	969.6
30°	1163.0	1145.8	1061.0	932.1	855.9	897.7	1021.2	1033.0	1047.0	1051.3	1066.3
32.5°	1459.3	1449.6	1368.1	1174.7	1011.5	1002.9	1138.2	1153.3	1171.6	1179.0	1197.3
35°	1910.3	1912.5	1845.9	1671.9	1446.5	1328.3	1347.6	1360.5	1367.0	1389.5	1399.1
37.5°	2216.4	2221.7	2236.7	2168.1	2007.0	1886.7	1735.3	1749.3	1715.9	1719.2	1720.2
40°	2383.9	2401.1	2489.2	2555.7	2542.8	2473.0	2351.7	2359.2	2296.9	2282.9	2215.3
42.5°	2495.6	2518.1	2658.8	2864.9	2970.2	3033.5	3005.7	3002.4	2954.0	2935.9	2878.9
45°	2565.4	2585.7	2762.9	3066.9	3309.5	3494.2	3570.5	3579.1	3538.3	3520.0	3472.8
47.5°	2562.1	2585.7	2775.8	3142.0	3499.6	3794.9	4009.6	4020.3	4045.1	4029.0	4032.2
50°	2420.4	2443.0	2634.1	3014.2	3443.8	3932.4	4325.4	4359.7	4399.5	4426.3	4439.1
52.5°	2248.6	2264.7	2434.4	2795.1	3205.3	3875.4	4512.2	4571.3	4630.3	4680.8	4716.2
55°	2185.2	2203.5	2336.7	2636.2	3014.2	3637.0	4599.2	4686.1	4769.9	4852.6	4920.3
57.5°	2218.5	2235.7	2331.3	2561.1	2900.4	3385.7	4623.9	4759.2	4896.7	5030.8	5164.0
60°	2341.0	2359.2	2440.8	2630.9	2870.3	3240.8	4527.2	4751.6	4980.4	5214.5	5434.6
62.5°	2292.6	2300.1	2420.4	2753.2	3085.0	3117.4	4176.1	4489.6	4838.6	5199.5	5554.9
63°	2246.4	2255.0	2377.5	2720.0	3150.6	3099.1	4067.7	4398.4	4766.7	5155.4	5542.0
65°	2037.0	2038.1	2131.6	2402.2	3077.6	3131.2	3584.4	3900.2	4323.2	4789.3	5277.8
67.5°	1520.6	1513.0	1603.2	1809.4	2416.1	3132.4	3076.5	3253.7	3547.9	3961.4	4399.5
70°	539.1	527.2	673.3	958.9	1505.5	2562.1	2643.8	2655.5	2737.2	2960.5	3235.4
72.5°	175.1	178.2	214.8	351.1	693.7	1724.5	2393.5	2357.0	2335.6	2334.5	2371.0
75°	69.8	70.9	85.9	155.7	311.4	831.2	2096.1	2116.4	2124.0	2134.7	2146.6
77.5°	33.3	36.5	48.3	87.0	154.6	411.2	1500.1	1673.0	1771.9	1848.1	1894.2
80°	11.9	14.0	26.9	53.6	71.9	189.0	790.4	953.6	1098.5	1285.4	1446.5
82.5°	0.0	0.0	5.4	37.6	39.8	76.2	324.3	380.2	434.9	563.7	723.7
85°	0.0	0.0	0.0	10.7	11.9	12.9	109.6	132.0	148.2	172.9	199.7
87.5°	0.0	0.0	0.0	0.0	0.0	0.0	1.1	3.3	6.4	16.2	24.7
90°	0.0	0.0	0.0	0.0	0.0	0.0	0.0	0.0	0.0	0.0	0.0



REPORT NUMBER: P162343
 CATALOG NUMBER: EMM-F04-LED-E1-SL2-HSS-7050

CANDELA DISTRIBUTION (continued):

	60°	61°	62°	64°	65°	66°	67°	68°	69°	70°	71°
0°	226.6	226.6	226.6	226.6	226.6	226.6	226.6	226.6	226.6	226.6	226.6
2.5°	264.2	263.0	263.0	260.9	259.9	257.7	256.6	253.4	252.3	252.3	252.3
5°	312.5	308.2	306.1	300.7	297.5	296.4	291.1	288.9	285.6	286.8	281.3
7.5°	366.2	358.7	355.4	347.9	345.7	338.3	336.1	330.7	327.5	321.1	319.0
10°	425.2	415.5	410.2	398.4	395.2	389.8	383.3	376.9	371.6	365.1	361.9
12.5°	492.9	484.3	480.0	463.9	456.4	448.8	440.3	431.7	423.1	417.7	410.2
15°	572.4	558.4	554.1	539.1	526.2	516.5	504.7	493.9	487.5	476.7	469.3
17.5°	650.8	636.8	633.5	611.0	597.0	590.6	577.7	563.7	552.0	541.2	529.4
20°	729.2	719.4	710.9	689.4	674.4	663.7	646.5	632.5	622.8	607.7	592.7
22.5°	807.5	797.8	791.4	768.8	754.9	739.9	724.9	709.8	695.8	677.5	660.4
25°	888.1	881.6	878.4	858.0	845.0	831.2	816.1	799.0	781.8	761.4	743.1
27.5°	971.8	973.9	967.5	963.2	949.3	939.6	916.0	904.1	891.2	866.6	844.0
30°	1078.2	1084.6	1082.4	1085.6	1077.0	1070.6	1052.3	1037.3	1022.3	998.6	972.9
32.5°	1212.3	1220.9	1225.2	1237.1	1232.8	1230.6	1225.2	1203.8	1193.0	1152.2	1141.5
35°	1419.6	1415.3	1433.6	1443.2	1438.9	1436.8	1430.3	1418.6	1405.6	1376.7	1349.8
37.5°	1689.1	1693.4	1699.9	1680.5	1667.6	1666.6	1647.3	1635.4	1617.1	1584.9	1552.7
40°	2183.1	2156.2	2126.2	2044.5	2009.2	1988.7	1931.8	1915.7	1884.6	1840.5	1807.2
42.5°	2825.2	2798.4	2708.2	2571.8	2498.8	2397.8	2351.7	2294.8	2250.7	2178.8	2140.2
45°	3463.1	3385.7	3375.0	3216.1	3125.9	2992.8	2910.1	2814.4	2714.6	2620.2	2551.4
47.5°	4001.0	3983.9	3931.2	3834.7	3750.9	3639.1	3532.9	3385.7	3282.7	3148.4	3025.0
50°	4431.7	4430.5	4411.2	4355.4	4285.6	4195.4	4102.0	3977.4	3860.4	3696.1	3564.0
52.5°	4753.8	4771.0	4777.4	4760.2	4733.5	4653.9	4606.7	4502.5	4403.8	4264.2	4121.3
55°	4990.1	5053.4	5085.6	5122.1	5114.6	5086.7	5084.5	5016.9	4971.8	4861.2	4760.2
57.5°	5282.1	5386.3	5486.1	5663.3	5669.8	5732.1	5764.3	5796.5	5805.1	5761.0	5727.8
60°	5653.7	5866.3	6055.2	6425.7	6522.4	6674.8	6773.7	6881.1	6972.3	6979.8	6977.6
62.5°	5915.6	6243.2	6548.1	7097.9	7285.9	7461.9	7594.1	7698.2	7761.6	7826.0	7856.1
63°	5923.2	6281.8	6606.2	7173.1	7370.7	7538.2	7663.9	7760.5	7827.1	7865.7	7885.0
65°	5741.7	6176.6	6563.1	7128.0	7313.8	7482.4	7547.9	7611.3	7643.4	7658.5	7601.5
67.5°	4866.5	5291.7	5742.8	6374.2	6533.1	6735.0	6788.7	6820.9	6835.9	6832.7	6784.4
70°	3639.1	3995.7	4497.2	5218.8	5429.2	5626.8	5749.3	5801.9	5819.1	5813.6	5741.7
72.5°	2540.7	2750.1	3163.4	3966.7	4253.4	4506.8	4658.2	4736.6	4752.8	4720.5	4653.9
75°	2133.7	2144.5	2237.9	2677.0	2945.5	3216.1	3386.8	3436.2	3404.0	3306.3	3136.7
77.5°	1904.9	1928.6	1928.6	1994.1	2046.6	2121.9	2138.0	2017.7	1878.1	1697.8	1551.6
80°	1597.8	1680.5	1738.5	1786.9	1792.2	1777.2	1737.4	1669.8	1562.5	1425.0	1272.5
82.5°	970.7	1134.0	1200.5	1449.6	1572.1	1654.7	1648.3	1558.2	1476.5	1333.6	1203.8
85°	244.9	264.2	286.8	372.6	417.7	510.1	568.1	594.9	604.6	555.1	502.6
87.5°	23.6	16.2	26.9	20.4	29.0	21.5	29.0	26.9	33.3	35.5	38.6
90°	0.0	0.0	0.0	0.0	0.0	0.0	0.0	0.0	0.0	0.0	0.0



REPORT NUMBER: P162343
 CATALOG NUMBER: EMM-F04-LED-E1-SL2-HSS-7050

CANDELA DISTRIBUTION (continued):

	72°	73°	74°	75°	76°	77°	78°	79°	80°	81°	82°
0°	226.6	226.6	226.6	226.6	226.6	226.6	226.6	226.6	226.6	226.6	226.6
2.5°	250.2	249.2	248.0	247.0	245.9	244.9	242.7	242.7	240.6	239.4	238.4
5°	278.1	275.9	274.9	272.8	269.5	267.3	264.2	259.9	256.6	255.6	253.4
7.5°	313.5	308.2	306.1	302.8	298.5	292.1	287.8	284.6	279.2	275.9	269.5
10°	353.3	347.9	341.4	335.0	328.6	321.1	315.7	311.4	302.8	298.5	291.1
12.5°	403.8	394.1	386.6	378.0	369.4	360.9	354.4	341.4	334.0	324.3	317.8
15°	455.3	446.7	438.1	427.4	414.5	400.5	394.1	382.3	372.6	357.6	349.0
17.5°	517.6	501.5	488.6	475.7	463.9	451.0	438.1	419.8	405.9	393.0	375.9
20°	578.8	559.4	545.5	528.3	511.2	490.7	475.7	462.8	443.5	426.4	408.1
22.5°	644.3	624.9	602.4	585.3	561.6	545.5	525.1	503.6	484.3	461.7	439.2
25°	723.7	703.3	677.5	655.1	628.2	605.6	581.0	556.2	532.6	506.9	477.9
27.5°	821.4	800.0	772.1	745.2	709.8	681.8	658.2	624.9	594.9	562.7	529.4
30°	945.0	921.4	886.9	848.3	812.9	781.8	748.5	704.4	671.1	632.5	589.6
32.5°	1106.1	1078.2	1032.0	995.5	951.4	910.5	864.5	820.4	773.1	722.7	673.3
35°	1309.0	1283.3	1229.5	1175.9	1127.5	1079.2	1021.2	970.7	904.1	842.9	779.6
37.5°	1519.4	1473.2	1423.9	1365.9	1305.7	1247.8	1176.9	1107.1	1030.8	964.3	884.8
40°	1760.0	1704.2	1663.3	1601.1	1516.3	1433.6	1368.1	1281.1	1185.5	1096.3	1002.9
42.5°	2089.7	2027.3	1954.4	1859.8	1798.6	1702.1	1617.1	1514.1	1388.4	1288.6	1175.9
45°	2470.9	2386.0	2315.1	2223.9	2149.8	2029.5	1930.8	1793.3	1667.6	1536.6	1399.1
47.5°	2905.8	2800.5	2697.4	2607.2	2489.2	2371.0	2245.3	2099.3	1938.2	1794.3	1631.1
50°	3405.1	3255.8	3113.1	2997.1	2834.9	2698.6	2562.1	2397.8	2219.6	2054.2	1868.4
52.5°	3960.2	3787.3	3598.4	3420.2	3232.2	3057.2	2892.8	2703.9	2505.2	2303.4	2096.1
55°	4630.3	4500.3	4278.1	4051.5	3800.2	3566.2	3354.6	3120.5	2878.9	2613.6	2395.6
57.5°	5679.5	5616.1	5430.3	5203.8	4876.2	4591.6	4233.0	3946.2	3596.2	3231.1	2949.7
60°	7101.2	7022.8	6918.6	6735.0	6475.2	6088.6	5693.4	5247.8	4715.2	4209.4	3729.4
62.5°	7859.3	7831.4	7746.6	7619.8	7377.1	7072.2	6673.8	6184.1	5582.8	4968.6	4356.5
63°	7881.9	7846.4	7773.4	7644.6	7430.9	7135.5	6744.6	6268.9	5680.5	5054.4	4429.5
65°	7576.9	7562.9	7488.8	7348.2	7202.1	6976.6	6673.8	6264.6	5770.7	5179.0	4557.3
67.5°	6720.0	6678.1	6564.3	6521.4	6419.3	6262.5	6031.6	5750.3	5397.0	4932.0	4395.2
70°	5683.8	5621.4	5478.7	5402.4	5277.8	5179.0	5038.4	4837.6	4619.6	4295.2	3894.7
72.5°	4585.2	4456.4	4325.4	4126.7	3952.7	3776.6	3621.0	3479.2	3239.7	3108.8	2804.8
75°	2977.8	2743.6	2519.2	2218.5	1947.9	1708.5	1475.4	1357.4	1111.4	1011.5	868.8
77.5°	1413.1	1282.1	1106.1	969.6	795.7	649.7	530.5	398.4	312.5	244.9	186.8
80°	1140.4	1029.8	923.5	800.0	669.0	533.7	409.1	306.1	217.0	150.3	106.3
82.5°	1016.9	896.7	765.6	680.8	591.7	484.3	397.3	324.3	239.4	175.1	119.2
85°	395.2	332.8	256.6	209.4	163.2	134.2	121.3	83.8	65.5	51.5	39.8
87.5°	34.3	27.9	22.6	15.0	16.2	8.6	9.7	6.4	5.4	5.4	4.3
90°	0.0	0.0	0.0	0.0	0.0	0.0	0.0	0.0	0.0	0.0	0.0



REPORT NUMBER: P162343
 CATALOG NUMBER: EMM-F04-LED-E1-SL2-HSS-7050

CANDELA DISTRIBUTION (continued):

	83°	84°	85°	86°	87°	88°	89°	90°	95°	105°	115°
0°	226.6	226.6	226.6	226.6	226.6	226.6	226.6	226.6	226.6	226.6	226.6
2.5°	237.3	236.3	235.1	233.0	233.0	230.9	229.8	228.7	223.4	211.5	201.8
5°	249.2	247.0	244.9	241.6	239.4	236.3	234.1	230.9	219.1	196.5	177.2
7.5°	266.3	262.0	258.8	252.3	249.2	244.9	241.6	236.3	217.0	182.5	155.7
10°	286.8	279.2	273.8	266.3	259.9	254.5	249.2	241.6	214.8	167.5	136.3
12.5°	311.4	302.8	292.1	283.5	274.9	267.3	259.9	250.2	211.5	154.6	121.3
15°	336.1	323.2	315.7	303.9	292.1	281.3	270.6	262.0	212.7	140.6	108.4
17.5°	364.0	351.1	335.0	322.1	309.2	295.3	282.4	265.2	207.3	129.9	98.8
20°	390.9	372.6	357.6	341.4	323.2	306.1	289.9	274.9	203.0	119.2	90.2
22.5°	419.8	398.4	379.0	358.7	336.1	316.8	297.5	278.1	195.4	109.6	82.7
25°	455.3	430.7	402.6	378.0	354.4	330.7	306.1	282.4	187.9	101.0	77.4
27.5°	498.3	466.0	438.1	406.9	373.7	343.6	316.8	291.1	180.4	94.5	71.9
30°	553.0	515.5	475.7	436.0	400.5	366.2	328.6	296.4	172.9	88.1	66.5
32.5°	626.0	578.8	530.5	484.3	437.1	393.0	353.3	311.4	168.6	82.7	61.2
35°	722.7	661.5	602.4	544.4	487.5	433.8	382.3	335.0	168.6	76.2	54.8
37.5°	814.0	743.1	667.9	596.0	528.3	466.0	404.8	347.9	160.0	70.9	49.4
40°	912.7	827.9	739.9	655.1	573.4	496.2	426.4	360.9	152.5	64.4	44.0
42.5°	1064.2	956.7	841.9	743.1	645.4	549.8	462.8	385.5	142.9	57.9	38.6
45°	1262.8	1126.4	991.2	870.9	746.3	629.2	526.2	430.7	140.6	52.6	33.3
47.5°	1475.4	1314.3	1155.4	1001.9	855.9	719.4	596.0	481.0	140.6	47.2	29.0
50°	1686.9	1485.1	1315.5	1137.2	972.9	811.8	664.7	533.7	141.7	42.9	23.6
52.5°	1878.1	1662.3	1472.2	1266.0	1084.6	897.7	737.7	585.3	139.6	37.6	19.3
55°	2143.3	1889.9	1669.8	1442.2	1229.5	1019.1	837.6	662.5	140.6	33.3	16.2
57.5°	2631.9	2334.5	2069.2	1770.7	1525.9	1254.2	1034.1	821.4	153.6	27.9	11.9
60°	3333.2	2946.6	2574.0	2210.0	1898.5	1575.3	1289.7	1039.4	180.4	22.6	8.6
62.5°	3804.5	3298.7	2854.2	2452.6	2090.7	1752.4	1441.0	1156.5	198.7	18.3	5.4
63°	3852.8	3329.9	2883.2	2468.7	2099.3	1761.0	1447.5	1165.1	199.7	17.2	5.4
65°	3944.1	3383.6	2899.4	2471.9	2090.7	1749.3	1443.2	1164.0	201.8	14.0	4.3
67.5°	3840.0	3300.9	2805.9	2379.6	2015.6	1679.5	1389.5	1121.1	200.8	9.7	3.3
70°	3434.0	2987.4	2552.5	2155.2	1824.4	1520.6	1265.0	1022.3	184.7	6.4	2.1
72.5°	2521.3	2217.4	1880.3	1593.5	1374.5	1141.5	973.9	767.8	142.9	4.3	1.1
75°	747.3	680.8	572.4	504.7	445.7	368.3	327.5	255.6	73.1	2.1	0.0
77.5°	149.3	135.3	121.3	110.6	104.1	89.1	84.8	69.8	30.0	1.1	0.0
80°	78.4	64.4	54.8	48.3	41.9	34.3	29.0	23.6	5.4	0.0	0.0
82.5°	75.2	50.5	36.5	30.0	25.8	20.4	16.2	11.9	3.3	0.0	0.0
85°	27.9	21.5	16.2	12.9	10.7	9.7	7.6	6.4	0.0	0.0	0.0
87.5°	4.3	3.3	3.3	2.1	2.1	1.1	1.1	1.1	0.0	0.0	0.0
90°	0.0	0.0	0.0	0.0	0.0	0.0	0.0	0.0	0.0	0.0	0.0



REPORT NUMBER: P162343

CATALOG NUMBER: EMM-F04-LED-E1-SL2-HSS-7050

CANDELA DISTRIBUTION (continued):

	125°	135°	145°	155°	165°	175°	180°
0°	226.6	226.6	226.6	226.6	226.6	226.6	226.6
2.5°	192.2	183.6	179.4	173.9	173.9	172.9	175.1
5°	160.0	148.2	139.6	133.2	134.2	131.0	132.0
7.5°	135.3	123.4	116.0	111.7	110.6	109.6	109.6
10°	117.0	106.3	99.8	96.7	95.6	95.6	95.6
12.5°	104.1	93.4	88.1	85.9	85.9	84.8	84.8
15°	93.4	84.8	79.5	77.4	77.4	76.2	77.4
17.5°	84.8	76.2	71.9	69.8	69.8	68.7	68.7
20°	77.4	69.8	65.5	62.2	62.2	61.2	62.2
22.5°	70.9	63.4	57.9	55.8	54.8	53.6	54.8
25°	64.4	56.9	51.5	48.3	47.2	47.2	46.2
27.5°	59.1	51.5	45.1	41.9	40.8	40.8	39.8
30°	53.6	45.1	38.6	35.5	34.3	34.3	34.3
32.5°	48.3	38.6	33.3	30.0	29.0	29.0	29.0
35°	42.9	33.3	27.9	24.7	23.6	23.6	23.6
37.5°	36.5	27.9	21.5	19.3	18.3	17.2	17.2
40°	31.2	21.5	16.2	14.0	11.9	11.9	11.9
42.5°	25.8	17.2	11.9	8.6	7.6	6.4	7.6
45°	21.5	12.9	7.6	4.3	3.3	3.3	3.3
47.5°	17.2	8.6	3.3	1.1	1.1	1.1	1.1
50°	12.9	5.4	1.1	0.0	0.0	1.1	1.1
52.5°	9.7	3.3	0.0	0.0	0.0	0.0	0.0
55°	5.4	1.1	0.0	0.0	0.0	0.0	0.0
57.5°	3.3	0.0	0.0	0.0	0.0	0.0	0.0
60°	2.1	0.0	0.0	0.0	0.0	0.0	0.0
62.5°	1.1	0.0	0.0	0.0	0.0	0.0	0.0
63°	1.1	0.0	0.0	0.0	0.0	0.0	0.0
65°	1.1	0.0	0.0	0.0	0.0	0.0	0.0
67.5°	0.0	0.0	0.0	0.0	0.0	0.0	0.0
70°	0.0	0.0	0.0	0.0	0.0	0.0	0.0
72.5°	0.0	0.0	0.0	0.0	0.0	0.0	0.0
75°	0.0	0.0	0.0	0.0	0.0	0.0	0.0
77.5°	0.0	0.0	0.0	0.0	0.0	0.0	0.0
80°	0.0	0.0	0.0	0.0	0.0	0.0	0.0
82.5°	0.0	0.0	0.0	0.0	0.0	0.0	0.0
85°	0.0	0.0	0.0	0.0	0.0	0.0	0.0
87.5°	0.0	0.0	0.0	0.0	0.0	0.0	0.0
90°	0.0	0.0	0.0	0.0	0.0	0.0	0.0

(END OF REPORT)